


Reverse Day



EMMA HAVENS YOUNG
SCHOOL
ELEMENTARY SCHOOL

Teacher DOLPHIN SPLASH CASH

MARCH 9-11, 2026


Please circle the word that the teacher was representing:

Confident Responsible Supportive

Student Name: _____ Grade: _____

Teacher Recipient: _____

Main Ideas




A Reverse event is when students distribute tickets to any staff member. Reverse events are a powerful experience for both students and staff. A reverse event can:

- Provide staff with the experience of receiving a ticket.
- Boost staff morale.
- Contribute to positive school climate.
- Provide students with an opportunity to learn how to give a compliment.
- Reinforce students' understanding of the school norms.

Elements

Strategically Time When the Event Occurs	Teach Students How to Give a Ticket to Staff	Plan the Details for a Smooth-Running Event
Reverse events can inject energy into universal tier implementation. Strategically time when a reverse event will occur to make the most of this opportunity.	At the start of your reverse week, review the school norms and provide students with brief instruction on how to give staff praise. View Emma Havens Elementary School's Instructional Plan	To achieve the get the best possible results, plan the details of the event in advance. Use the NJ PBSIS Reverse Day Planning Guide to help organize your planning.

Featured Example: Emma Havens Young School



EMMA HAVENS YOUNG
SCHOOL
ELEMENTARY SCHOOL

Teacher DOLPHIN SPLASH CASH

MARCH 9-11, 2026

Please circle the word that the teacher was representing:

Confident Responsible Supportive

Student Name: _____ Grade: _____

Teacher Recipient: _____